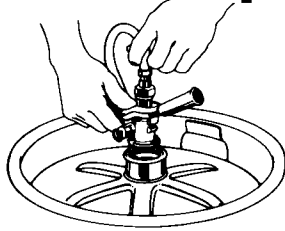



How to tap a keg

(For Sankey/Perlick Tavern Head)



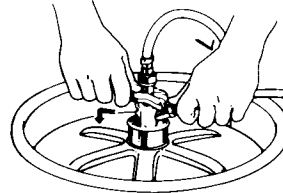
1.

With tavern head tapping handle in the UP POSITION; align lug locks on the tavern head with the lug housing on the top of the keg. Insert tavern head.




2.

Turn tavern head $\frac{1}{4}$ turn clockwise; the tavern head is now secured to the keg.



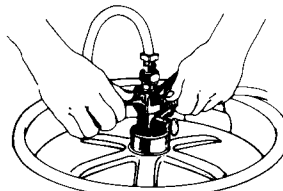
3.

Pull tapping handle out and depress downward to locking position. This will open the beer and valves. The keg is now tapped.




1.

Align lug locks on tavern head with lug housing in top of keg; insert tavern head.



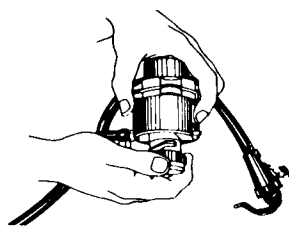
2.

Turn tavern head handle $\frac{1}{4}$ turn clockwise; the tavern head is now secure to keg.



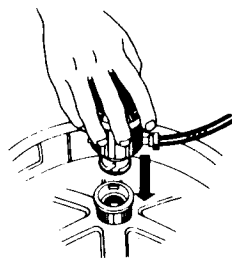
3.

Rotate on/off Valve Handle $\frac{1}{4}$ turn clockwise to open beer and air ports in keg. The keg is now tapped.




1.

Turn bottom coupler counter clockwise to stop.



2.

Align lug openings on MARK '10' with lugs on keg fitting, and insert pump turning clockwise to stop.



3.

Depress MARK '10' and turn to stop, open faucet, and pump.